

Smoky Mountain Woodturners Newsletter

Volume 3, Issue 5

May 2016

Turning an emerging bowl with Brian Horais – Our 2nd Quarter Woodworker's Challenge.....



Our May Demo was all about turning a project that started as a 2 piece segmented block into one that looks like a bowl emerging from that block. Brian Horais provided a step by step demonstration on how to accomplish this creative woodturning exercise. Based on an original presentation (handout distributed at the meeting) from Irwin Seidman, Brian covered a number of woodturning techniques that produced a finished art piece. Included was the use of a paper glue joint to make splitting the pieces of wood easier and the development of a simple jig to hold the pieces for hollowing and finishing.

You can print or download the handout that Brian provided from our website. It's on the Resources page.

Thanks to Brian for an excellent demonstration!

SECOND QUARTER WOODTURNERS CHALLENGE... Bring your emerging bowl project to the June Meeting! You could win a \$25 Woodcraft Gift Card!

[Click Here to access our website.](#)

Smoky Mountain Woodturners is a regional chapter of the [American Association of Woodturners](#)



COMING UP IN JUNE

Jake Niedling will present a demo on finishing. Many of our members have expressed interest in learning more about the different types of finishes used and Jake will, with the help of other members, cover a number of them at our upcoming meeting.

WOODTURNERS SCHOLARSHIP DRAWS FOR MAY

Our John C. Cambell Folk School scholarship draw was won by Gordon Sloane. The Arrowmont scholarship draw was won by Brad Duckett. Each monthly winner will be entered into the respective grand prize scholarship draw held in December.

WELCOME

SMWTS is pleased to welcome a new member. A. Ramon Chow from Collegedale joined the Chapter at the May meeting.

WEARS VALLEY RANCH UPDATE

We held our first “mentor training day” at John Jordan’s shop on May 12th with Pat Brown and Stephen Wood from WVR. Photos are included below. Our thanks to John for hosting and conducting the training. Pat and Stephen will become the workshop mentors at WVR, allowing the students the opportunity to practice woodturning with supervision each week. An additional training day has been set for June.

Our thanks to Brian Horais for his donation of a bandsaw and a radial arm saw for the woodshop at WVR. Brian came out to the Ranch in early May to set up the bandsaw and tour the campus. We also had an anonymous donation of a sliding compound miter saw. Gordon Sloane provided a planner, a wet sharpening system and a shop vac as well as some lathe accessories and tools. All of the equipment has been delivered and set up.

We had the opportunity to participate in an interview with the Sevierville Mountain Press to talk about the AAW Educational Opportunity Grant, the Chapter and our Wears Valley Ranch educational outreach program. Brian McDonnell represented WVR in that interview. The Press published the article in a recent edition of the newspaper.

Our student educational program is slated to start in late June or early July. The curriculum at St. Andrews School (WVR) runs year-round. We are in the process of integrating the “Let’s Take A Spin” (AAW) courses into the existing schedule.





AAW's 30th Annual Int'l Symposium in

Atlanta, Georgia

June 9-12, 2016

Atlanta Convention Center at AmericasMart

[Click Here for Link to Registration](#)

ARROWMONT WORKSHOPS START ON MAY 29TH

Click here to access the [Arrowmont Catalogue for 2016](#) . It is now available on-line. Don't forget that residents of Sevier, Blount, Cocke, Jefferson, or Knox Counties can apply for a Local Scholarship. It covers 50% of the tuition cost of a workshop. Eligible residents can apply one time per year

We learned just this past week that the workshops at Arrowmont from May 29th through July 9th are full. (waiting list?) However all of the remaining workshops through the fall had openings (as of this writing).

Here are some of the upcoming workshops you might be interested in...

7-10 to 7-16 Pen Making with Barry Gross
7-17 to 7-26 The Basket Illusion with Harvey Meyers (in case you didn't attend our Spring Woodturners Weekend)
7-24 to 7-30 Turning Wood Jewelry with Ashley Harwood
7-31 to 8-6 The Bowl is just the Beginning with Mark Gardner
8-7 to 8-13 Sculptural Woodturning with Beth Ireland
8-14 to 8-20 Relax, Make a Pen with Ed Brown

ARROWMONT SCHOLARSHIP DONATION

Arrowmont has graciously provided a scholarship to SMWTS for 2016. We will continue to support Arrowmont with our own Scholarship draw and will use their gift to provide an opportunity for an additional SMWTS member to have the Arrowmont experience. Details to follow next month.



JOHN C. CAMPBELL FOLK SCHOOL CALENDAR OF EVENTS

To access the complete catalogue of upcoming workshops, just [CLICK HERE](#).

Coming up in June and July...

6-12 to 6-18 Woodturning from A to Z with David Hout
6-26 to 7-2 Woodturning Basics & More with Pat Johnson
7-3 to 7-8 "Bark"ing Bowls with Tom Boley
7-8 to 7-10 Turn a Serving Tray with Tom Boley (Weekend)
7-10 to 7-16 Build a tri-legged Serving Table with John Dudert
7-17 to 7-23 A Week of Family Turning (Intergenerational) with Bob & Bryanne Alexander
7-24 to 7-29 Total Immersion in Pens with Kurt Hertzog

PHOTOGRAPHS FROM OUR 2016 MAY MEETING SHOW & TELL
(Check out the Gallery Page on our Website for more Photos!)





AAW BEADS OF COURAGE PROJECT UPDATE.....

Our AAW Beads of Courage Challenge has concluded with 6 lidded vessels being added to the inventory this month. For the additional vessels, our thanks to Buddy Hewgley, Bob Brown, Greg Davis and Jake Niedling . We have 41 vessels to deliver to the AAW Symposium in Atlanta next

month. Our thanks to everyone who participated in this project. We learned that the 700+ vessels, turned by AAW Chapters from all over the country will be distributed, after the Symposium, to hospitals in Atlanta, Savannah and Macon Georgia as well as Orlando Florida.

OUR NEW LOCAL BEADS OF COURAGE PROGRAM

Our own East Tennessee Childrens Hospital in Knoxville has joined the Beads of Courage program. It's departments are currently undergoing training to begin working with the program. SMWTS, along with our sister chapter in Crossville and the East Tennessee Woodworking Guild will all be working to support the BOC program there. Drue Hogland is our program coordinator. We are asking that our members begin turning more lidded vessels for our local patients. This project has no pre-defined goals as to the number we need to produce. Keeping up with the need to support these children will be an ongoing effort for our Chapter. The Beads of Courage organization is currently out of stock on our logo beads. Please turn your vessels and prepare the recess for the logo bead. We hope to have more information on when the beads will be available in the near future. If you have any questions, please contact Drue at dlhogland@me.com

PRESIDENT'S MESSAGE

Thanks to all of the folks that contributed equipment and tools to our Wears Valley Ranch Workshop project. If any of our members are thinking of upgrading equipment in their shop or just want to make some extra room ☺, then why not donate? The WVR shop could still make great use of a stationary belt/disc sander and a drill press with a large motor (like a floor mounted unit). They could use a bedan tool, a couple of thin parting tools, some bowl gouges and bowl scrapers as well. The chapter could also benefit from two more mini-lathes to help with our educational program (for use during demonstrations at WVR and elsewhere).

We've learned that Children's Hospital would like to use our turned ornaments for the 2016 Fantasy of Trees differently this year. Instead of our decorating a tree to sell, they would like to be able to display the ornaments on a free standing tree and the sell the ornaments individually. Last year, they received our permission to do that when our tree, among others, didn't sell. When they sold the ornaments individually, they had financial success with our donation and sold every single ornament. This year, as well, Children's Hospital will help us tie together our support of the Beads of Courage program at ETCH at the Fantasy of Trees in November.

Bob

WELCOME TO MY SHOP – Chapter Member – Gordon Sloane



Gordon has been turning since 2006. When asked about his favorite projects to turn, Gordon said he loves to turn everything (bowls to pepper grinders).... He just enjoys making things out of wood. He just likes to make sawdust. Gordon also enjoys flat woodworking. He's made several of the tables and cabinets currently in use in the shop.

His shop is in a 20 x 40 metal building. The building has been finished to be used exclusively as a woodshop.

Gordon and his wife Jame moved to East Tennessee from Rincon, Ga in June of 2015. He retired from the US Forest Service where he was a fish biologist (naturalist). He was working out of their Charleston, SC office at that time. He even worked for Woodcraft in Charleston before relocating to TN.



When he first moved to TN, Gordon had no place for his shop equipment so it remained in storage for about a year. Once the shop building was completed, he set up his equipment on wheels so most of it can be moved around the building.



Dust collection for the shop includes both a ceiling mounted air filtration system and a vacuum system permanently installed along one wall. Gordon also has a Festool orbital sanding "set-up" complete with shop vac.

When asked about his favorite finishing products for his projects, Gordon indicated that he uses a variety of oils for platters and bowls. His go-to finish for peppermills is and has been wipe on poly over sanding sealer. Gordon does some decorating with pyrography and texturing.



Here's a summary of the equipment in Gordon's shop. His primary lathe is a Powermatic (with a sandbox below the lathe bed for stabilization). He also has a Nova DVR that he can't bear to part with. Uses a Jet Mini for pens and other small projects. He has a vacuum chuck and loves turning with it. Gordon also uses an In Line Industries




Dubby Cut-off Sled on his table saw to insure square sides on a project.

I hadn't seen one of these sleds before and found out that it's available from Peachtree. I took the time to look at a YouTube video

Peachtree linked to and was amazed by its simplicity when cutting pieces of wood for segmented turning. The sled

lets a woodturner quickly cut the number of segments per circle needed (4 to 16 sides) without the hours of layout time customarily associated with this type of segmented turning. The sled adjusts for the number of sides you need. Unfortunately, the sled only works on full sized table/cabinet saws. Thanks for the tip, Gordon.





RED OAK BURL FOR SALE

We got an eMail from Dan Smith of 9003 Hillside Avenue in Mascot, TN 37806.. His phone number is [865-216-8199](tel:865-216-8199) Please call for an appointment to see the wood. Dan works with trees (arborist?) and said that this burl is much different than normal. The burl was in the middle of a red Oaktree that was 4 ft from side to side. The burl was cut at the ground along the flat surface in the picture. The burl itself is about 2' from side to side.. The pattern in the wood is extremely tight and swirled. If you have interest in the burl, please contact Dan by phone.

