

J A N U A R Y 2 0 2 2



Smoky Mountain Woodturners

Chapter of the Association of American Woodturners (AAW)

The Smoky Mountain Woodturners Chapter of the AAW meets each month of the year on the 3rd Tuesday of the month starting at 6:30 pm.

Our meetings are held on ZOOM at this time. To attend, visitors should send their email address to jevogelsang@charter.net. Guests are always welcome.

When we resume in-person meetings, our meeting place sponsor is Woodcraft – Knoxville. Meetings start at 6:30 pm. Woodcraft Knoxville is located at 8023 Kingston Pike in Knoxville, near Trader Joe's and one block from West Town Mall.

President: Don Adams
P. O. Box 50141
don-adams@tds.net

Newsletter Editor: Pauline Bayne
paulinebayne@comcast.net

Send \$30 annual dues to:
SMWTS Treasurer
P. O. Box 50141, Knoxville,
Tennessee 37950-0141



Segmented Turning by Dick Hoffmann

For Presentation Highlights, see pages 6-7

Go to SMWTS.org for his Handouts:

- *Segmented Turning including 3 video clips*
- *Wedgie Sled Plans*

Save the Date!

TAW 33rd Annual Symposium
January 28-29

Marriot Hotel &
Convention Center
Franklin, TN

www.tnwoodturners.org

SMWTS Woodturners Weekend
April 8-9-10, 2022

At SMWTS.org, choose events tab, click on the Arrowmont week-end link and the .pdf handout link for details. More info will be added as it develops. Registration starts March 12.

Email: andyhmilligan@gmail.com


REMINDER:

SMWTS Needs volunteers for
programs and demonstrations.
Contact Dick Hoffmann.

Officers



Don Adams
President



Andy Milligan
Vice President



Jack Harris, Treasurer

Scott Duncan, Secretary

Board of Directors

Don Adams, President 2021-22
Andy Milligan, Vice President 2022-23
Scott Duncan, Secretary 2021-22
Jack Harris, Treasurer 2021-22
Dick Hoffman, 2021-23

Members-at-Large

John Jordan 2022-23
Larry Green 2021-22
Frank Huscroft 2022-23
Ron Comptois 2022-23
Dick Hammat, Past President 2020-2022 non-voting

Thanks to our out-going Board Members:

Rob Smith, Past President, 2021
Ed Lewis
Gordon Fowler

Special Assistants to the Board

Website -- Jim Vogelsang
Newsletter Editor -- Pauline Bayne
Video/Zoom -- Jim Vogelsang &
Andy Milligan
Program Director -- Dick Hoffmann

Special Projects

Fantasy of Trees -- Don Adams & Jim Vogelsang
Beads of Courage & Wig Stands -- Drue Hogland
Pens for Troops -- Randy Fritchman
Education -- WVR Project -- Bob Law
Mentoring -- Don Adams
Arts in the Airport -- Robert Brown
Blount Mansion Project -- Ed Lewis
SMWTS Display at Emporium -- Brian Horais

AAW:
Symposiums, demonstrations, THE source for
woodturning information
www.woodturner.org
If you are not an AAW member, please
consider joining

President's Message -- Don Adams

January began my time as your president, and I was encouraged by the large number of participants at our monthly meeting. Still being unable to safely meet in person because of COVID is hard on all of us, and I look forward to restarting our in-person meetings as soon as we can safely do so. Nevertheless, we have a promising year ahead of us with our many active service projects, demonstrations, and other activities. A weekend at Arrowmont is planned for April, the AAW Worldwide Symposium is planned for Chattanooga in June, and a wood auction is being planned. All of our special projects are thriving. I'm anticipating a productive and enjoyable year ahead as your Board of Directors maps out the year.



I had another cornea transplant last week, and I have been essentially blind in that eye for over a week. Learning to live without depth perception turned out to be a challenge for me. One day, I bounced into my "shop" to do some turning when it occurred to me that "turning a blind eye" to my lack of depth perception probably wasn't my best plan. Over my 70 years, I've had several accidents resulting in injury and permanent damage. It wasn't that I was doing something daring or even careless. It was because I took risks without recognizing them until it was too late. It always happened as a surprise, was quick, and I couldn't get a do-over. Dick's Hoffmann's safety message at our meeting really hit me between the eyes. I've never been hurt while turning wood, but I have had plenty of things flying around and have damaged equipment. How many times? Too many. I encourage you to step back and do a careful and thorough risk assessment in your shop. It doesn't take very long, and the payoff is high. Don't turn a blind eye.

Try segmented turning as presented by Dick Hoffmann in our January meeting and submit it for Show & Tell. It'll build your skills and seeing your work will inspire other club members. Keep turning safely and challenge yourself to make something better than you ever have before.

--Don

SMWTS Meeting Calendar

January 19	<i>Dick Hoffmann</i> -- Segmented Turning
February 15	TBD
March 15	
April 8-10	Arrowmont Wood Weekend
April 19	
May 17	
June 21	
July 19	
August 16	
September 20	
October 18	
November 15	
December 17	

2022 Board Meetings: January 5 / April 6 / July 6 / October 5

2022 AAW Symposium Chattanooga June 23-26, 2022

Back by popular demand, the AAW is offering a *chapter group discount* for the 2022 AAW Symposium in Chattanooga, TN. This offer, for AAW and chapter members, extends a savings of \$30 per symposium registration - a savings of at least \$300 per chapter group of 10 registrations.

Chapters that elect to participate will also receive one complimentary reserved table at the Saturday evening dinner (tickets for the dinner must be purchased).

The discount is available to AAW chapters and chapter members who are AAW members.

Chapters must organize a group of ten (or more) chapter members to receive the discounted rate of \$315 per 2022 AAW Symposium registration.

Add-on registrations and tickets are also available for purchase (not at a special bulk rate):

- Saturday night dinner tickets are \$60 per person.
- Spouse symposium registration is \$196 per spouse (for spouses who wish to attend woodturning rotations).

Interested? Send an email to Don Adams don-adams@tds.net before February 11 to sign up. We need at least 10 people (more welcome) who are SMWTS and AAW members.

Record Power Live Sessions

Don alerted us to these online woodturning courses:

- Zoom sessions from Record Power
 - Participants from 21 Countries
 - Hosted in New Zealand
 - Demos in Australia/UK/US
 - Demonstrators
 - Theo Haralampou
 - Andrew Hall
 - Chad Schimmel
- No cost to participate
- Register at <https://recordpowertv.com>
 - Email notifications with date and times and link to sessions
 - Each session done twice at different times
 - Session link (always the same)
 - <https://zoom.us/j/93847391709>
- All past classes available on YouTube
 - Record Power TV
- Next session -
 - January 25th at 7:30 pm –Platter Perfection
- Recent topics
 - Natural Edge Winged Burl Bowl
 - Turning a Live Edge Beefwood Bowl
 - The Emerging Bowl
 - Potpourri Bowl
 - Eccentric Stemmed Goblet
 - Corinthian Helmets

Woodturners Worldwide 2022 Online Symposium

For anyone who cannot attend the TAW Symposium, check out the online symposium that includes 40 demonstrations from turners in 9 countries. Live event includes around 80 hours of content and 30 days to watch everything as many times as desired. Join the live event to participate in activities only available during the symposium.

January 27-30, 2022

Tickets at the link below:

<https://www.woodturnersworldwide.com>

Lathe Safety Checklist

Dick Hoffmann



Part 1 - Lathe Safety Rules:

1. Keep a **balanced stance** at the lathe so you do not fall or lean against the centers , workpiece, or other moving parts. Do not overreach or use excessive force to perform any machine operation.
2. **Turn off the lathe before cleaning.** Use a brush to remove chips or debris – do not use your hands.
3. It is **not necessary to lockout or unplug** the lathe when **installing chucks or mounting** the work.
4. Keep your **hands clear** of the faceplate or chuck. Contact with them can cause serious injuries.
5. **Do not operate** this machine **when tired**, or under the influence of drugs or alcohol.
6. **Never leave the lathe when it is running.** Turn the power off and do not leave the machine until it comes to a complete stop.

Part 2 - Start With A Work Area Risk Assessment:

1. A **three-foot perimeter around the lathe** should be kept clear of people, debris, and sawdust that might impair traction or footing to avoid slips and falls.
2. **Be aware of what turners call the "red zone" or "firing zone."** This is the area directly behind and in front of the workpiece, the areas most likely for a piece to travel as it comes off the lathe. A good safety habit is to step out of this zone when turning on the lathe, keeping your hand on the switch in case you need to turn the machine off. When observing someone else turn, stay out of this zone.
3. **Safety glasses with side shields or a face shield and hearing protection** must be worn.
4. **Dust Protection.** All sanding dust is a carcinogen, and a dust mask must be worn while sanding. Most tropical and spalted woods are irritants that can cause respiratory distress. A dust mask must be worn while turning and sanding these woods, and is recommended for all materials.
5. **Remove or fasten all loose clothing or jewelry** such as long sleeves, wristwatches and bracelets. Tie back long hair. These items might get caught by the turning and rapidly pull you into it, resulting in serious injury or death.
6. **Give the work your undivided attention.** Looking around or carrying on a conversation can result in serious injury or death.
7. **Do not wear loose-fitting gloves** or anything that would allow a hand, fingers or clothing to be wrapped around the revolving turning.

Segmented Turning:

Opening New Creative Options

By Dick Hoffmann

ADVANTAGES OF SEGMENTATION

- Greater Design Options
 - Woods & color
 - Patterns
 - Size
 - Voids
 - Offsets
 - Can use standard lumber
 - Uses less wood

STEPS IN MAKING SEGMENTED BOWL

- Design
- Cutting Segments--Design
- Calculate Cutting Plan: Options
 - Use purchased software such as "3D Design & Woodturner Pro" (\$79) --video in handouts
 - Use free online software such as "Marlyturned.com"
 - No Math, Pencil Method --video in SMWTS.org handouts
- Cutting Segments--Process
 - Set the saw angle (15° for 12 sides)
 - Set stop at outside segment length
 - Cut # of segments needed
 - Have even # of segments so rings can be glued in halves & joint sanded flat
- Cutting Methods
 - Chop Saw
 - Table saw with miter angle set
 - Use a Wedgie Sled --plans in SMWTS.org handouts
- Glueing Segments into Rings--Methods
 - Rub Joint No-Clamping
 - Tape & Band Clamp

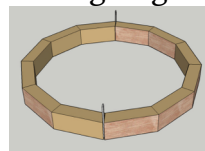
GLUE RINGS ON BASE

- Clamping Methods
 - Use standard clamps, gluing one ring at a time
 - Use drill press with new ring on platform and chuck pressing on base
 - Use lathe with base mounted to headstock, with ring pressed toward the headstock using the tailstock and flat board
- Make sure to overlap segment joints between rings

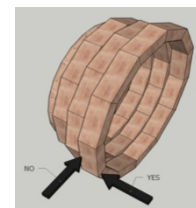
TURN & FINISH THE BOWL

FINAL TIPS

- If half rings have slight gaps in glue up, add a small shim in the half joints (without glue) to insure good clamping pressure on the other segments. When dry, sand each half on a flat surface.
- When adding thin decorative rings (1/8" or less, don't make rings, just use a flat section joined and glued to a touching ring.



- When turning a deep bowl, consider glueing up ring sections and adding them after turning the prior section. Make sure to leave a good glue surface between sections. This is turned down after the glue dries.
- Initially turn "top down", not "in" from the side of the bowl. This reduces tear out and "bounce" when turning the corners off of the initial segments to a round surface.



Segmented Turning:

Opening New Creative Options

By Dick Hoffmann

YOU TUBE VIDEO LINKS

- No Math Segmented Bowl
 - <https://www.youtube.com/watch?v=ripRjfvhgY>
- Quick and Easy Wedgie Sled
 - <https://www.youtube.com/watch?v=nV8Tdmk1xVU>
- Gluing Segments into Rings
 - <https://www.youtube.com/watch?v=bgTbpqIPNsk>
- Turning a Bowl [Segmented]
 - <https://www.youtube.com/watch?v=LCPZVaLhmPM>

For the entire presentation, go to the **Handouts link on smwts.org**.

HAVE FUN BEING CREATIVE\



Chapter Project Reports

- **Fantasy of Trees** -- Don Adams: Thanks for all the participation. Everything sold!
- Drue Hogland reports that at this time no more **Beads of Courage Boxes or Wig Stands** are needed.
- **Wears Valley Ranch** -- Bob Law: Due to Covid protocols at the ranch, the first week of classes was postponed to the end of January. They will be introducing offset turning.
- **Arts in the Airport** --- Robert Brown: Entry information will come early in 2022.
- Ed Lewis still has wood from the **Blount Mansion Project**.
- Brian Horais reports that the **Emporium** opportunity to display work of chapter members in the display case was postponed again.
- **Wood Auction** -- Dick Hoffmann and John K. Jordan ask that *you start getting wood ready for this year's auction*. They are looking for a good location for the event. Wood pick-up will be possible from your house. Wood should be in good condition with checks marked and flat on one side.

Show & Tell

Jake Niedlinger -- Youth Practice Bat

I made this for a friend of mine. He had one like this when his children were young--using plastic golf balls and a 1" diameter bat to help them develop good hand & eye coordination. He now has young grandkids and wanted to teach them as well. So I made him one. It is 28" long and 1" in diameter. Surprisingly, it was harder to turn than I expected. Really needed a steady rest but was able to use my hand for support while making light cuts. Finished with wipe-on poly.



Andy Milligan -- Yarn Bowl

Spalted Sycamore (I think) found-wood yarn bowl, 6" diameter by 4" tall. Wipe-on poly finish with epoxy finish for edge surface of the hook.

